

SURAJ SCHOOL

JANAULA, GURUGRAM ROAD, PATAUDI

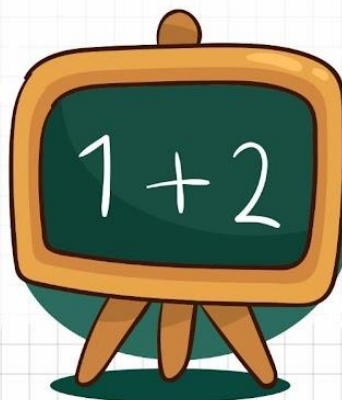
SURAJ
EDUCATION

2025-26
**Summer
Vacation**



Holiday Homework

CLASS- 1st



Success is the sum of small efforts repeated day in and day out”.

Dear Parents,

Summer Vacation is a time for the children to enjoy and relax . These days are precious and valuable and can be made most from if judiciously used. We should always remind ourselves that children will not remember us for the gifts we shower upon them but will always cherish the time we spent with them. It's time to nurture young minds, inculcate moral values and narrate family anecdotes to keep them in touch with their roots. Few tips to make the vacation a fruitful time for your child.

- * Encourage your child to take up yoga or any other form of healthy activity during the vacation.
- * Involve children in household chores- helping to set the cupboard, setting table for food, cleaning own room and keeping things in order etc.
- * Create a summer diary- Encourage your child to keep a summer diary, to paste photographs of special days and write about them.
- * Enjoy walking with them in parks and appreciate nature.
- * Ensure that children read for at least 30 minutes daily.

General Instructions:-

1. Take the printouts for given worksheets and arrange them in a beautifully decorated folder. OR Do the holidays homework in your fair notebooks.
2. We are not expecting a work of art completed by parents ,just help your ward and encourage him/ her to do the task themselves. Original work by the child shall be acknowledged.
3. Project / Homework will be assessed and awarded with Medals and Certificates.
4. 5 Marks are allotted to the Holidays Homework for Each Subject.
5. ART INTEGRATED LEARNING- 5 Marks Best Three Projects/ Models/ Holidays Homework will be awarded with Medals and appreciation certificates.



English

10. The Musical Donkey

A donkey sings loudly while stealing cucumbers from a field, attracting the farmer's attention. The farmer catches and punishes the donkey. This humorous tale highlights the importance of knowing when and where to express oneself. **Moral:** Know when and where to act appropriately.



4. The Loyal Mongoose

A mongoose saves a child from a deadly snake but is misunderstood and accused by its owner of harming the child. The owner acts impulsively, leading to tragic consequences. The story emphasizes the importance of trust and avoiding hasty judgments.

Moral: Think before acting; rash decisions can lead to regret.



- Read these stories from the given story cards.
- Read L-1 to 3 for 15 minutes daily.
- Learn the book exercises L-1 to 3.
- Write ten pages (Transcription) of English handwriting. In your fair notebook.
- Practice of reading 5 sight words daily.

Dear Parents GRADE –I

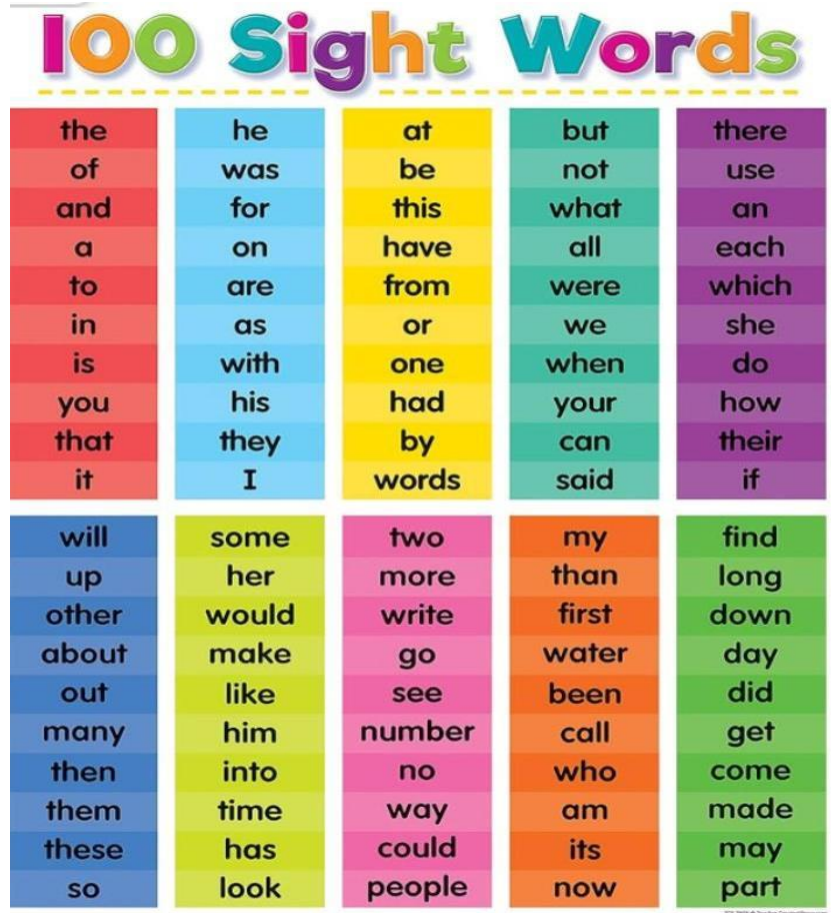
- We will have a storytelling Competition after Holidays; help your child to present the story with props.

Once a cap seller was going to the village to sell his caps in the market. He was carrying a basket of caps. When crossing the forest, he got tired, laid down under a tree, and fell asleep. There were many monkeys on that tree who were very naughty. They came down, took all his caps from the basket, and climbed back to the tree. When the cap seller got up, he was surprised to see that his basket was empty, and the monkeys were wearing his caps. He observed that the monkeys were imitating him, so he threw the cap he was wearing on the ground, and all the monkeys did the same. The cap seller quickly gathered all the caps and went away happily.

Moral Of The Story

“Wisdom helps in difficult situations.”

Do practice of five sight words daily.



- Write the given new words and learn.

New Words	
Work	
Hug	
Tired	
Hop	

Snug	
Melt	
Shade	
Hungry	
Swing	
Bright	

- **Read the given words write the meaning and make small sentences.-**

Little Meaning - Sentence – _____
Tummy Meaning _____ Sentence –
Walk Meaning _____ Sentence
Fun Meaning _____ Sentence
Look Meaning _____ Sentence

Creative writing

- **Learn and write these topics in your fair notebook.**

My Mother

- 1 God cannot be everywhere, so he sent a mother to each house.**
- 2 The name of my mother is _____**
- 3 She loves me very much.**
- 4 She takes care of me.**
- 5 She helps me in my daily work.**
- 6 She is the best mother in my in the world.**

My self

- 1. My name is _____**
- 2. I am a boy/girl.**
- 3. I am _____years old.**
- 4. I study in Class 1 Sec. _____**
- 5. I live in _____**
- 6. I study in Suraj School Pataudi.**



a / an

Fill in the blank space with **a** or **an**



... umbrella



... flower



... hour



... ear



... teacher



... farmer



... cat



... eye



... leaf



... egg



... orange



... eraser



... ant



... rabbit



... dog



... bus

OPPOSITE WORDS

Circle the correct opposite word.

BIG

BAD

SMALL

NO

IN

TEN

OUT

TOP

TALL

SHORT

FAT

WEAK

HAPPY

SAD

COOL

DRY

DAY

SUN

NIGHT

MOON

PUSH

PACK

PULL

JUMP

CLEAN

SLEEP

EMPTY

DIRTY

FRONT

BACK

IN

OUT

SOFT

HARD

LIGHT

COLD

Proper or Common Nouns

Write "common" or "proper" next to each noun:

1) **Table** common

2) **London** _____

3) **Dog** _____

4) **River** _____

5) **Paris** _____

6) **Cat** _____

7) **Mountain** _____

8) **John** _____

9) **Book** _____

10) **Tree** _____

11) **Moon** _____



☺ Put the nouns in their correct boxes.

caterpillar

school

tree

sun

sister

dog

man

house

hat

ant

doctor

frog

gas station

family

zoo

pizza



People

Animals



Places



Things



pretty
cute
fat

green
clean
blue

small
big
small

happy
tall
short

1. The car is _____ .



2. The owl's eyes are _____ .



3. The candy is _____ .



4. My father is _____ .



5. The flower is _____ .



6. My aunt is _____ .



7. My teddy bear is _____ .



8. I am _____ .



- Colour the picture according to the given sentences.

1.The sand is yellow.


2.The water is blue.

3. I saw a sand castle. It's yellow.

4. The boats are brown and black.

5. The beach umbrella is purple and pink.

6. The beach chairs are green and orange.





Zoo



Lily and her family went to the zoo.
They saw lions, elephants, giraffes,
and many other animals. Lily's
favorite animal was the penguins.

What did Lily and her family see at the zoo?

What was Lily's favorite animal at the zoo?

Rearrange the words and make correct sentences

Reading Comprehension.




Exercise



tree the green is

.....



slow turtle A is

.....



is That house a

.....



are flowers These

.....



is car green This

.....

TOPIC: PICTURE COMPOSITION

Complete the sentences by dragging and dropping the words from the help box:



happy reading park playing jumping pulling

1. This is a scene of a _____.
2. The children are _____.
3. The girl is _____ a book.
4. One boy is _____ happily.
5. Another boy is _____ the cart.
6. Everybody is looking _____.



My Book

My name is Shelly. My teacher gave me a story book today. I like the pictures of the book. I read the story book before sleeping. I keep my book safe in the bookshelf.



1. Who gave Shelly the story book?
a. mom b. dad c. teacher
2. What did Shelly like about the book?
a. cover b. pictures c. color
3. What did Shelly read before sleeping?
a. storybook b. novel c. comic
4. Where did she keep her book?
a. table b. bookshelf c. drawer

Sunflowers are one of the prettiest flowers around. They get their name because they turn to face the sun as it rises in the sky.



What flowers are we talking about?

- a) Sunflowers b) Moonflowers c) roses

The sunflowers looks _____.

- a) pretty b) bad c) at me

The sunflowers turn their faces to the _____

- a) Moon b) Sun c) Mars



हिन्दी –

- वीणा (हिंदीपाठमाला)- पाठ 1 से 4 पढ़े व अभ्यास याद करें।
- व्याकरण भारती -- पाठ 1 से 4 पढ़े व अभ्यास याद करें।
- गर्मियों में खाए जाने वाले 5 फलों व सब्जियों के चित्र A4 साइज़ शीट पर चिपकाओ व उनके नाम लिखो।
- स्वरों व व्यंजनों को मिलाकर दस नए शब्द बनाओ जैसे उपवन व A 4 साइज शीट पर लिखो !
 - हिंदी लेखन के 10 पृष्ठ अपनी हिंदी विषय की कॉपी में लिखें
- नीचे दी गई कविता को याद करें। कविता को पढ़ते हुए अपना एक वीडियो रिकॉर्ड करें और उसे अपने शिक्षक को भेजें।

तोता हूँ मैं तोता हूँ

तोता हूँ मैं तोता हूँ
हरे रंग का तोता हूँ
चोंच मेरी लाल है
सुन्दर मेरी चाल है
मीठे फल मैं खाता हूँ
जब-जब माली आता है
पत्तों में छिप जाता हूँ।



hindiCLAP.COM

Worksheet #2

(चार अक्षर वाले शब्द)

अक्षरों को जोड़ कर शब्द बनाइये ----

१. उ + प + व + न = _____

२. अ + ज + ग + र = _____

३. श + र + ब + त = _____

४. ब + र + त + न = _____

५. ट + म + ट + म = _____

६. श + ल + ग + म = _____

७. क + स + र + त = _____

८. ह + ल + च + ल = _____

९. स + र + प + ट = _____

१०. प + ल + ट + न = _____

११. ज + ल + च + र = _____

१२. ग + ड + ब + ड = _____

१३. च + ट + प + ट = _____

१४. म + र + ह + म = _____

१५. भ + ग + द + ड = _____

Worksheet #1

(बिना मात्रा के चार अक्षर वाले शब्द)

अक्षरों को अलग करके लिखिए-----

१. पतझड़ = _____

२. कटहल = _____

३. मलहम = _____

४. सरकस = _____

५. झटपट = _____

६. दलदल = _____

७. नटखट = _____

८. जनमत = _____

९. दमकल = _____

१०. उबटन = _____

११. भगवन = _____

१२. वनचर = _____

१३. गरदन = _____

१४. दशरथ = _____

१५. अचकन = _____

आ की मात्रा

चित्र देखकर वाक्य पूरे करो –



सलमा _____ खा ।



नगमा _____ पहन ।



बरखा _____ पकड़ ।



रचना _____ मत बजा ।

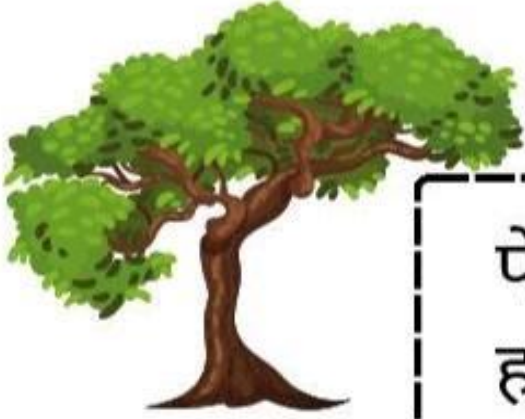


_____ मत जला ।



_____ साफ कर ।

अपठितगद्यांश



पेड़ हमारे दोस्त हैं,
हमको छाया देते हैं।
पक्षी इनके घर में रहते,
सबको खुशियाँ देते हैं।

- हमारे दोस्त कौन है ? _____
- पेड़ हमें क्या देते हैं ? _____
- पक्षी कहाँ रहते हैं ? _____

जंगल में शेर ने पार्टी रखी। सभी जानवर आए। बंदर ने डांस किया, हाथी ने पानी छिड़का, और तोते ने गाना गाया। शेर ने सबको धन्यवाद दिया।

प्रश्न:

1. शेर ने क्या रखा?

मीटिंग

पार्टी

खेल

उत्तर: _____

2. बंदर ने क्या किया?

गाना गाया

पानी छिड़का

डांस किया

उत्तर: _____

3. हाथी ने क्या किया?

• पानी छिड़का

• गाना गाया

• डांस किया

उत्तर: _____

4. तोते ने क्या किया?

• गाना गाया

• खेला

• उड़ गया

उत्तर: _____



कहानी को पढ़कर प्रश्नों के उत्तर दीजिए।

गोलू हाथी जंगल में रहता है। वह अपने परिवार का बहुत ध्यान रखता है। उसका शरीर बहुत भारी है। लेकिन आंखें बहुत छुट्टी छुट्टी है। उसके बड़े-बड़े कान पंखे की तरह लगते हैं। उसके लंबे सफेद दाग सबको बहुत अच्छे लगते हैं। गोलू हरे-हरे पौधे और नरम पत्तियाँ खाता है। उसे गन्ने खाना बहुत अच्छा लगता है।



- गोलू का मनपसंद खाना क्या है ?

- हाथी का क्या नाम है ?

- नीचे लिखे शब्दों की सहायता से गोलू हाथी के बारे में बताते हुए एक एक वाक्य बनाकर लिखिए।

(लंबी सूंड छोटी पूंछ)

लालची कुत्ता

नीचे दिए गयी कहानियों को ध्यान से पढ़ कर उत्तर लिखिए।

एक कुत्ते को नदी किनारे रोटी का टुकड़ा मिला। वह उसे लेकर पुल पार कर रहा था। पानी में अपनी परछाई देखकर उसे लगा कि कोई और कुत्ता रोटी लिए खड़ा है। उसने वह रोटी छीनने के लिए भौंकते ही अपनी रोटी पानी में गिरा दी और खुद भूखा रह गया।



प्रश्न:

1. कुत्ते को क्या मिला?

उत्तर: _____

2. कुत्ते ने अपनी रोटी क्यों खो दी?

उत्तर: _____

3. कुत्ते ने पानी में क्या देखा?

उत्तर: _____

4. इस कहानी से क्या शिक्षा मिलती है?


उत्तर: _____

चित्रवर्णन

चित्र व्याख्या (Picture Explanation)

चित्र देखकर खाली स्थान और रंग भरिये

Look at the picture and fill in the blanks and color it



घास

दूध

ताकत

सींग

चार

१. गाय हमें _____ देती है।
२. गाय का दूध शरीर को _____ देता है।
३. गाय _____ खाती है।
४. गाय के दो _____ होते हैं।
५. गाय के _____ पैर होते हैं।

चित्र व्याख्या (PICTURE EXPLANATION)

नीचे दिए गए चित्र को पहचानकर खाली स्थान में सही उत्तर चुनकर लिखिए।

Identify the picture given below and write the correct answer in the blank space.



खेल

मज़ा

गेद

पार्क

दो

1. यह एक है।
2. लड़का पार्क में रहा है।
3. लड़के के पास एक है।
4. वह कुत्तों के साथ खेल रहा है।
5. लड़के को बहुत आ रहा है।

कक्षा:पहली
चित्र वर्णन



सुन्दर चित्र पढ़ा कक्षा ध्यान

1. यह चित्र एक का है।
2. अध्यापिका बच्चों को रही है।
3. बच्चे बहुत से पढ़ रहे हैं।
4. कक्षा में बहुत सारी लगे हुए हैं।
5. कक्षा बहुत लग रहा है।

(Mathematics)

- * Do practice from pg 1 to 22.**
- * Learn & Write Table from 2 to 10 in your fair notebook.**
- * Learn & Write number names from 1 to 50 in your fair notebook.**
- * Kindly write counting 1 to 100 with the help of TO HTO method.**
- * Make your own daily routine chart with the help of this picture.**



DAILY ROUTINE	
Timing	Activities
5:30 a.m.	Wake up (Morning Prayer for God)
5:35 a.m.	Brush teeth / Wash face
5:45 a.m.	Morning walk / Exercise / yoga
6:15 a.m.	Take a Bath
6:30 a.m.	Get ready for School
6:40 a.m.	Breakfast (Milk, Corn flakes)
7:00 a.m.	Go to school
2:00 p.m.	Come back to home from school
2:15 p.m.	Take a Shower
2:30 p.m.	Lunch / T.V.
3:00 p.m.	Homework for School
4:00 p.m.	Playing
5:00 p.m.	Study in home tuition
7:00 p.m.	Milk/Fruits/Juice
7:30 p.m.	Evening Prayer for God
7:45 p.m.	Homework for Tuition
8:15 p.m.	Dinner / T.V.
8:45 p.m.	Brush teeth
9:00 p.m.	Go To Bed & Sleep
Note :	All dear parents, its humble request to you, please cooperate with this schedule and timing.

*** Kindly do the backward counting from 100 to 1 to the given sheet.**

Counting Backwards

Count by -1 from 100 to 1





















100				96				92	
		88				84			
80				76					71
		68				64			
	59			56				52	
		48				44			
40				36					31
		28					23		
				16					11
	9					4			1

*** Kindly do the skip counting of 2s on the given sheet.**

Skip counting by 2s

Complete the table below and put it inside the



2		6		10
12	14		18	
22		26		30
	34		38	40
42	44		48	
52		56		60
	64		68	
72	74	76	78	80
82		86		90
	94		98	

*

Kindly do the addition sums on given sheet.

2 Digits Addition

14	28	22	31	79
+22	+60	+71	+16	+10
<input type="text"/>	<input type="text"/>	<input type="text"/>	<input type="text"/>	<input type="text"/>

14	12	21	65	52
+25	+14	+13	+22	+36
<input type="text"/>	<input type="text"/>	<input type="text"/>	<input type="text"/>	<input type="text"/>

51	16	02	74	34
+38	+20	+40	+11	+30
<input type="text"/>	<input type="text"/>	<input type="text"/>	<input type="text"/>	<input type="text"/>

13	36	45	21	45
+14	+22	+23	+50	+13
<input type="text"/>	<input type="text"/>	<input type="text"/>	<input type="text"/>	<input type="text"/>

*

Kindly do the subtraction on given sheet.

Subtraction

$$\begin{array}{r} 4 \\ - 2 \\ \hline \end{array}$$

$$\begin{array}{r} 7 \\ - 3 \\ \hline \end{array}$$

$$\begin{array}{r} 5 \\ - 4 \\ \hline \end{array}$$

$$\begin{array}{r} 9 \\ - 1 \\ \hline \end{array}$$

$$\begin{array}{r} 2 \\ - 1 \\ \hline \end{array}$$

$$\begin{array}{r} 9 \\ - 2 \\ \hline \end{array}$$

$$\begin{array}{r} 4 \\ - 2 \\ \hline \end{array}$$

$$\begin{array}{r} 7 \\ - 3 \\ \hline \end{array}$$

$$\begin{array}{r} 6 \\ - 3 \\ \hline \end{array}$$

$$\begin{array}{r} 2 \\ - 1 \\ \hline \end{array}$$

$$\begin{array}{r} 1 \\ - 0 \\ \hline \end{array}$$

$$\begin{array}{r} 5 \\ - 4 \\ \hline \end{array}$$

$$\begin{array}{r} 8 \\ - 1 \\ \hline \end{array}$$








$$\begin{array}{r} 5 \\ - 2 \\ \hline \end{array}$$

$$\begin{array}{r} 9 \\ - 4 \\ \hline \end{array}$$







$$\begin{array}{r} 6 \\ - 3 \\ \hline \end{array}$$







* Kindly solve the puzzle on the given sheet.







Solve the puzzle. What will be the number _____







						
9	3	7	5	1	8	0







One is done for you







  57   _____   _____







  _____   _____   _____

   _____    _____

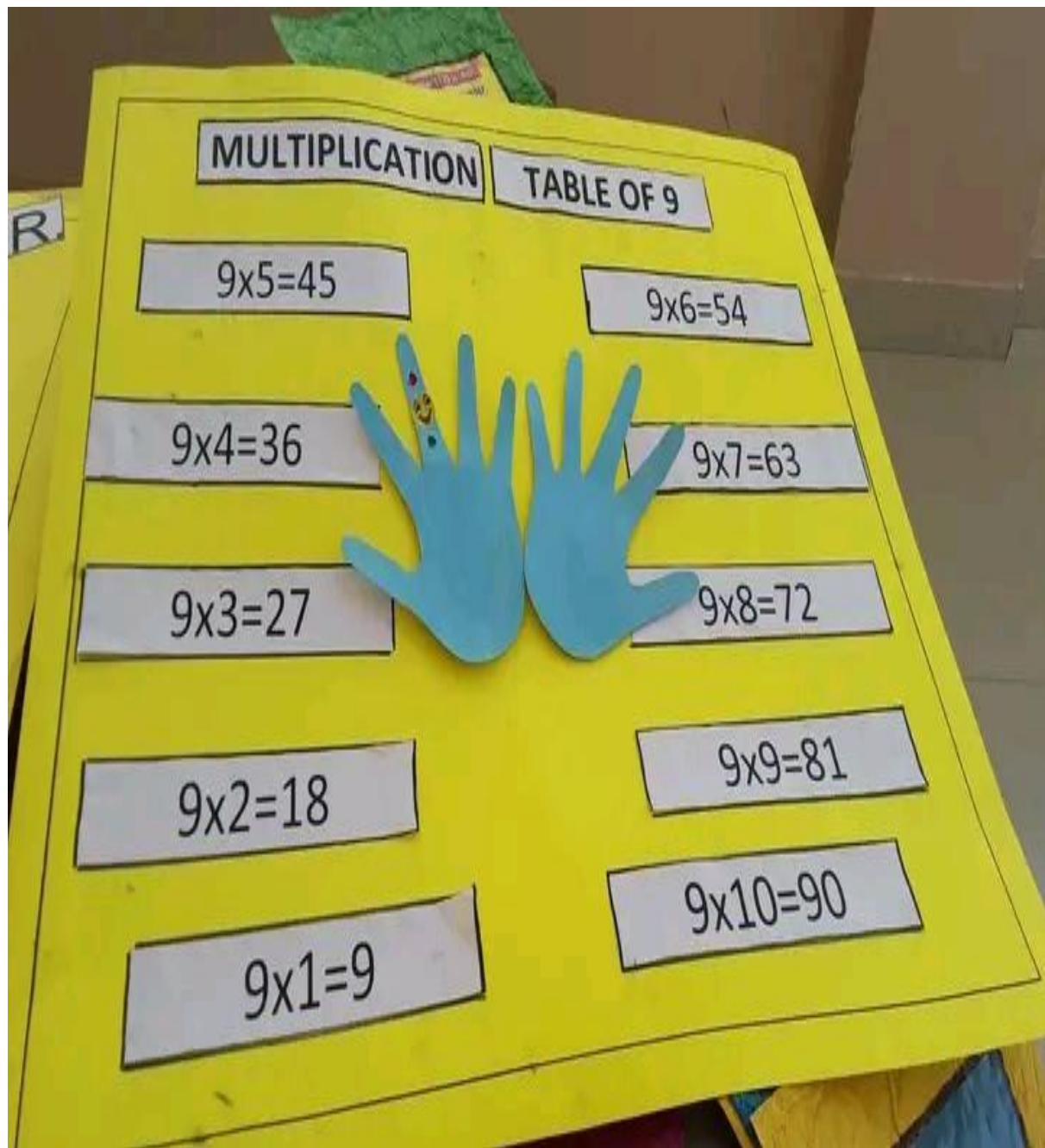
   _____    _____

   _____    _____

   _____    _____

   _____    _____

*** Craft work- Kindly make this craft with the help of A4 size sheet.**



- **Kindly make this with the help of A4 size sheet.**



**Science:-Read L-1 The World around us.
L-2 The World of Plants**

Creative work:-

- Collect fallen leaves of different shape and size. Create interesting design from them and paste on colorful A4 size sheet.
- Make a video on parts of plants and share it to your class teacher.

Plants Around Us

True/False.

1. Big and strong plants are called trees. _____
2. A grapevine has a strong and woody stems. _____
3. All plants are of same kind. _____
4. A seed has baby plant inside it. _____
5. Plants provide us plastic. _____
6. We get fruits and vegetables from animals. _____
7. Plants give us a lot of things. _____
8. A pumpkin plant is a shrub. _____
9. Plants need water or they will dry out. _____
10. Plants grow and give out oxygen. _____
11. Plants and trees are important for us. _____



I. Fill in the blanks with the given words:-

shrubs, useful, trees, climbers, creepers, herbs



1. Tall and big plants are called _____.

2. We get many _____ things from plants.



3. Plants that are small and bushy are called _____.

4. Plants that grow along the ground are called _____.



5. _____ are plants with soft green stem.

6. Plants that are weak and need support to grow are called _____.

II. Match the following:-

1. Climber



2. Herb



3. Shrub



4. Creeper



- **Sst:-Read L-1 Myself**

L-2 My Wonderful Body

- **Creative work:-**



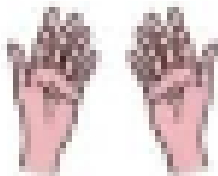


1.Make a family tree and paste pictures of your family members.

2.Make a video of showing your body parts and share it with your class teacher.

Do the following worksheets.

Fill in the blanks with the correct answers.

nose	tongue	hear	touch	see
------	--------	------	-------	-----

1. I can smell with my _____.	
2. I can _____ with my eyes.	
3. I can _____ with my hands.	
4. I can _____ with my ears.	
5. I can taste with my _____.	

Let me introduce myself

1. Hi, my name is _____.
2. I am _____ years old.
3. My birthday is on _____.
4. I am from _____.(country)
5. I live in _____.(city)
6. There are _____ people in my family.
7. They are _____.
8. My father is a/an _____.
9. My mother is a/an _____.
10. I am a student at _____.
11. My favorite subject is _____.
12. My favorite sport is _____.
13. I want to become a _____.
14. My hobby is _____.
15. My favorite food is _____.
16. My favorite drink is _____.
17. My favorite day of the week is _____.
18. I like _____ movies.
19. My favorite month is _____.
20. The most beautiful place in my country is _____.



- . G.K – Do Unit-1 from pg.8 to 14 in your book
- . Computer- Do the given worksheet.

DRAG AND DROP THE COMPUTER PARTS ON THE CORRECT PLACE.

