

SURAJ SCHOOL

JANAULA, GURUGRAM ROAD, PATAUDI

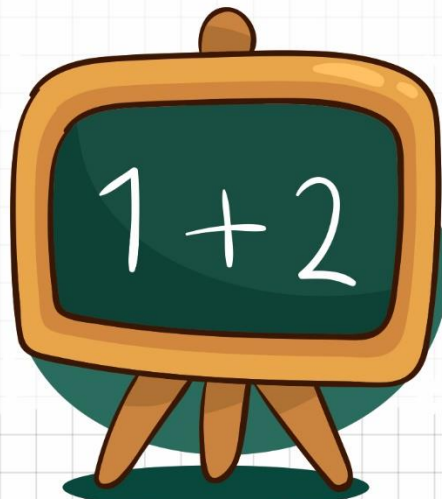
SURAJ
EDUCATION

2025-26
**Summer
Vacation**



Holiday Homework

CLASS- Nursery



Success is the sum of small efforts repeated day in and day out”.

Dear Parents,

Summer Vacation is a time for the children to enjoy and relax . These days are precious and valuable and can be made most from if judiciously used. We should always remind ourselves that children will not remember us for the gifts we shower upon them but will always cherish the time we spent with them. It's time to nurture young minds, inculcate moral values and narrate family anecdotes to keep them in touch with their roots. Few tips to make the vacation a fruitful time for your child.

- * Encourage your child to take up yoga or any other form of healthy activity during the vacation.
- * Involve children in household chores- helping to set the cupboard, setting table for food, cleaning own room and keeping things in order etc.
- * Create a summer diary- Encourage your child to keep a summer diary, to paste photographs of special days and write about them.
- * Enjoy walking with them in parks and appreciate nature.
- * Ensure that children read for at least 30 minutes daily.

General Instructions:-

1. Take the printouts for given worksheets and arrange them in a beautifully decorated folder. OR Do the holidays homework in your fair notebooks.
2. We are not expecting a work of art completed by parents ,just help your ward and encourage him/ her to do the task themselves. Original work by the child shall be acknowledged.
3. Project / Homework will be assessed and awarded with Medals and Certificates.
4. 5 Marks are allotted to the Holidays Homework for Each Subject.
5. ART INTEGRATED LEARNING- 5 Marks Best Three Projects/ Models/ Holidays Homework will be awarded with Medals and appreciation certificates.




ENGLISH WORKSHEET







TRACE THE STANDING LINES.

The worksheet contains six identical rows of handwriting practice lines. Each row is composed of three horizontal lines: a top blue line, a middle red line, and a bottom blue line. Vertical dashed lines are placed at regular intervals across each row, creating a grid of boxes for tracing practice. There are nine vertical dashed lines in each row, starting from the left margin and ending at the right margin.

TRACE THE STANDING LINES.



TRACE THE SLEEPING LINES




TRACE THE SLEEPING LINES



ExploraLearn



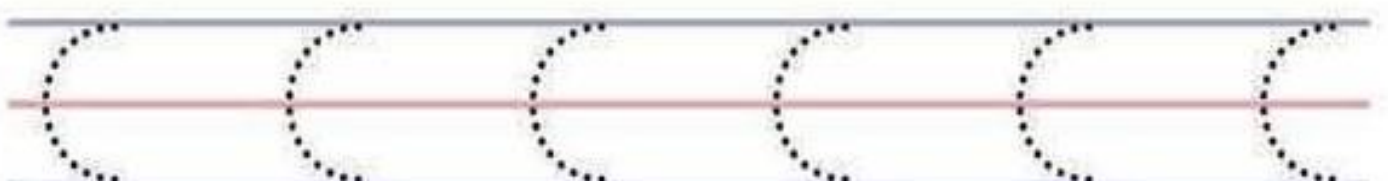


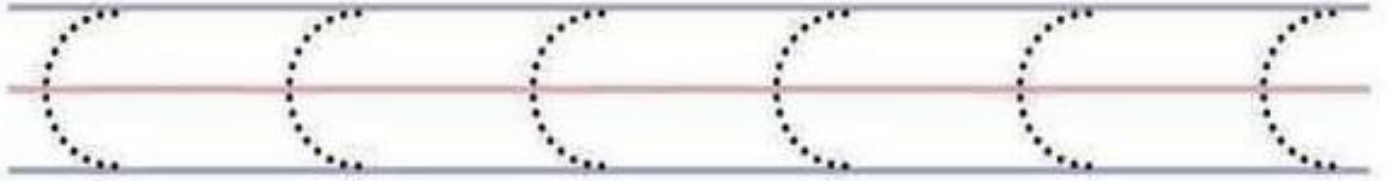
TRACE THE SLANTING LINES AND COLOUR IT.



TRACE THE LINES




TRACE THE CURVED LINES.





Trace the curved lines and color the picture



Maths - Learn Counting 1 to 10 On Daily Basis.

Do worksheets given below 

Color, count and trace the numbers



one	1	1	1
-----	---	---	---

Number Scramble

How many number 1 can you find
in the number mix below? Circle them.



1

4

1

8

2

2

1

3

6

1

5

9

1

4

7

1

3


2

1

1



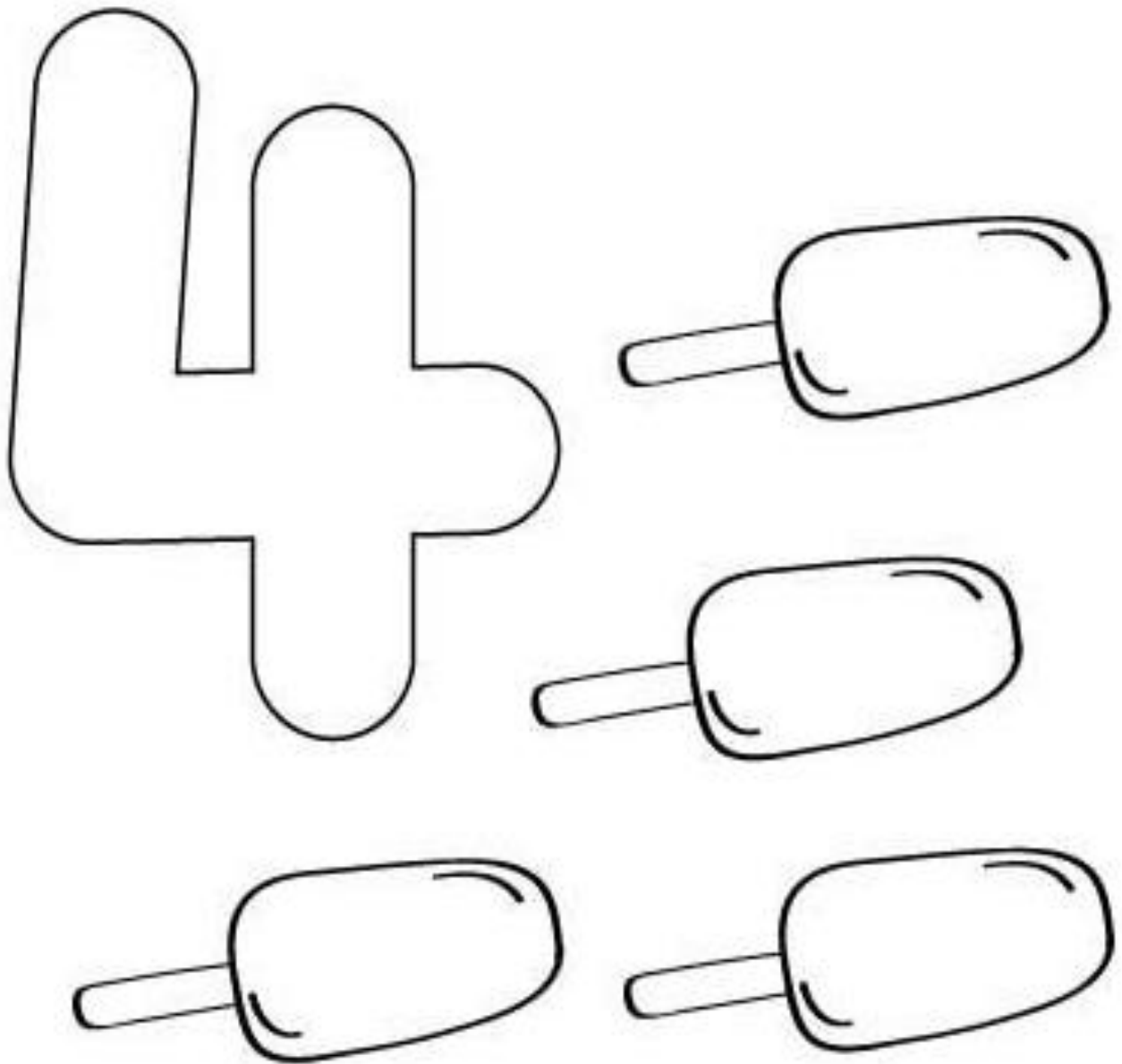
TRACE THE NUMBER 1.



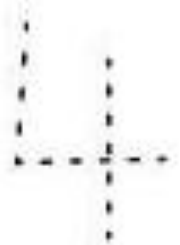


1	1	1	1
1	1	1	1
1	1	1	1
1	1	1	1

TRACE THE NUMBER 4.

Color, count and trace the numbers

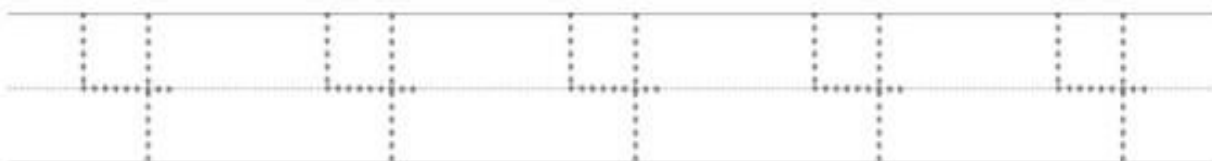
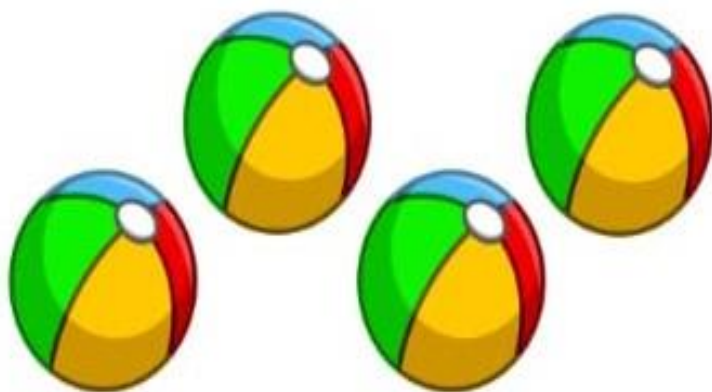


four



4

Four



RUBY



Color the Number

Find the Number 4 and color it



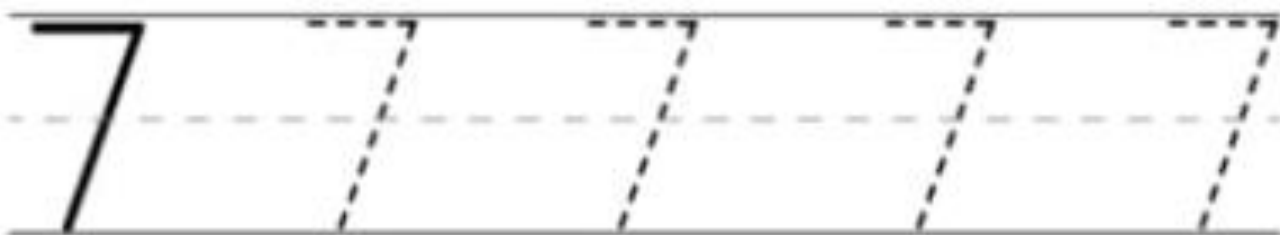
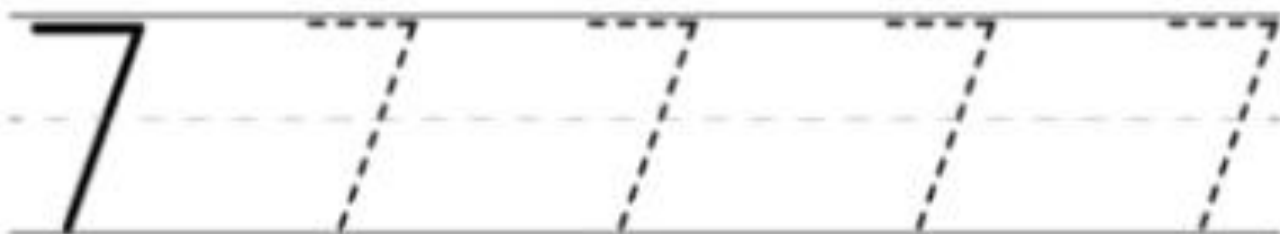
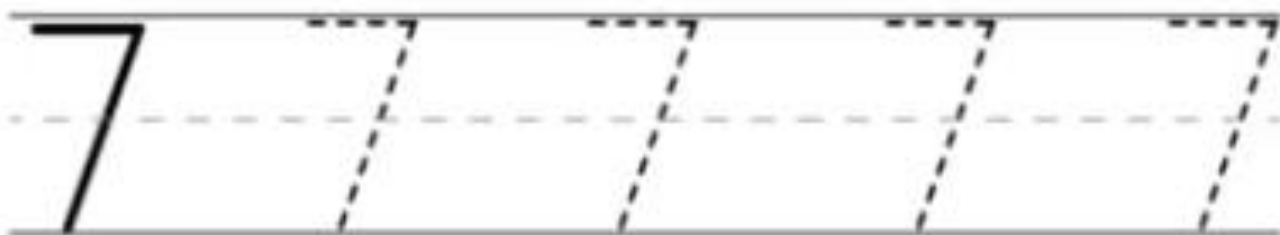
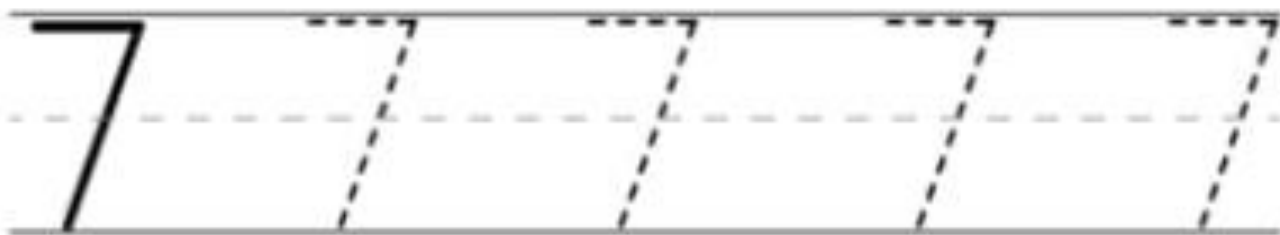
TRACE THE NUMBER 7 AND COLOUR THE STARS.



Write the number

7


seven



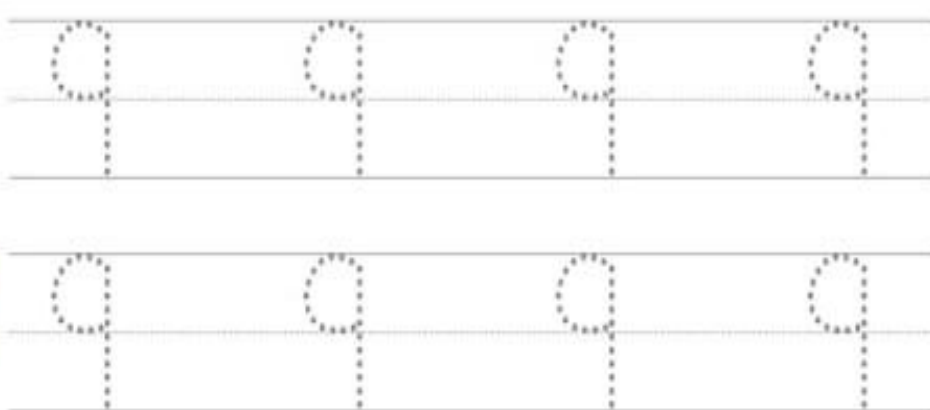
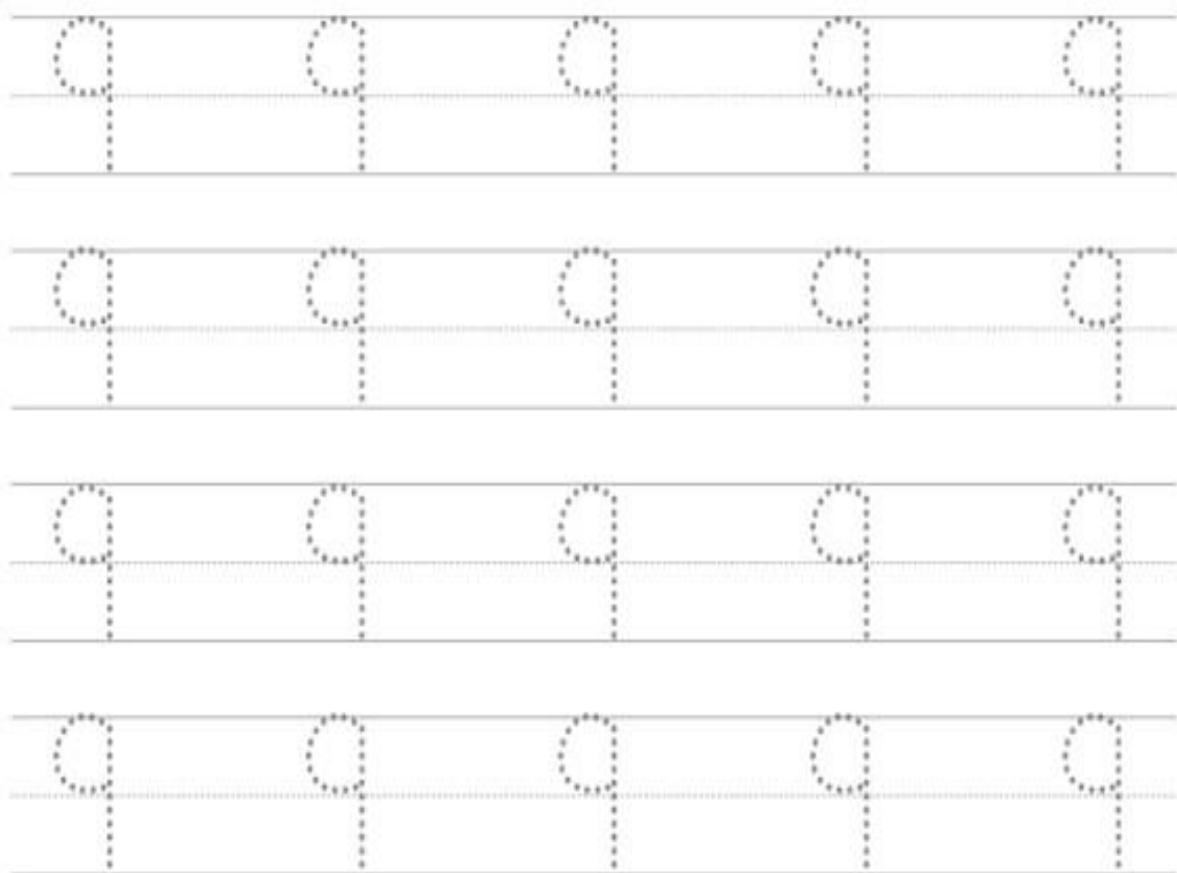

**TRACE THE NUMBER 9 AND COLOUR THE
FLOWERS.**



NINE



9
Nine






Big - Small

Color the big picture



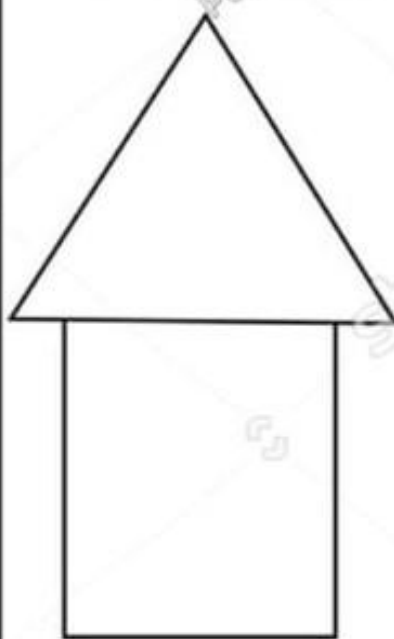
Color the small picture



Color the small picture




Color the big picture



CONCEPT

BIG VS SMALL



Circle and color the image that is big



Weight

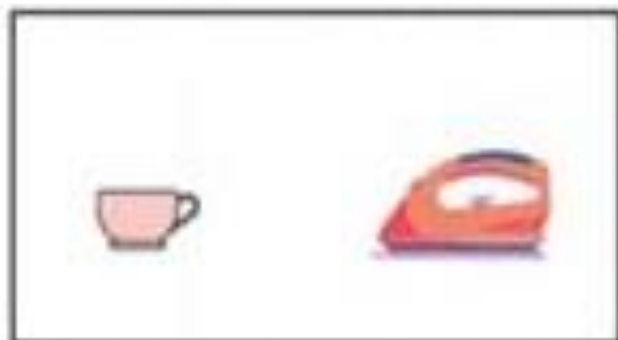


Circle the object that is heavier.



Heavy and Light

Circle the object which is heavy.



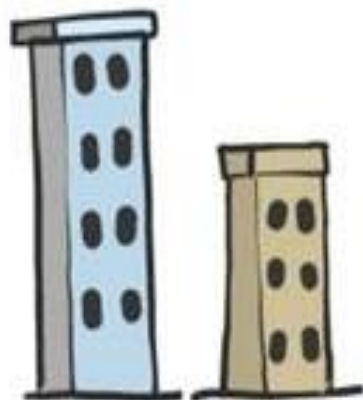
Circle the object which is light.




Tall or Short?

Look at the pictures and answer the questions.


Name _____



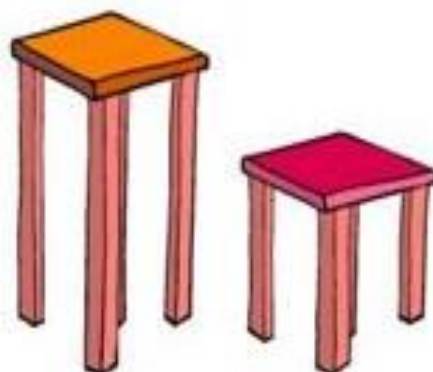
Which building is taller? Circle it.



Which grass is shorter? Circle it.



Which tree is taller? Circle it.



Which table is shorter? Circle it.



Which mountain is taller? Circle it.



Which house is shorter? Circle it.

Same or Different

Cross out the picture that is different from the rest.



Circle the picture that is different.



HINDI - WORKSHEET

स स स स स

स स स स स

स स स स स

स स स स स

स स स स स


स स स स स

उ

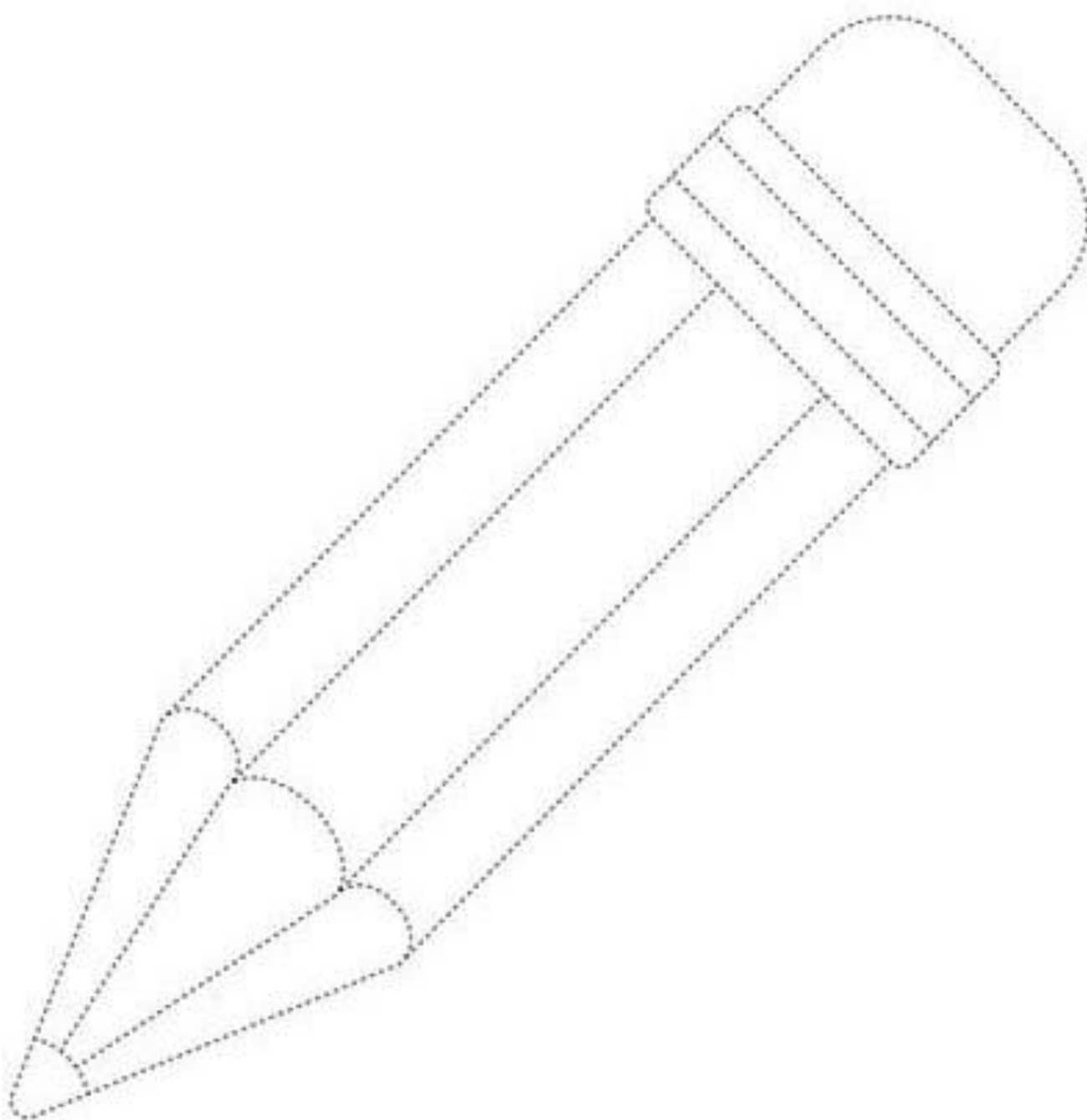


Handwriting practice lines for the letter 'उ'. Each row contains four dashed 'उ' characters for tracing, set between solid top and bottom lines with a dashed middle line.


TRACE THE CURVED LINES.




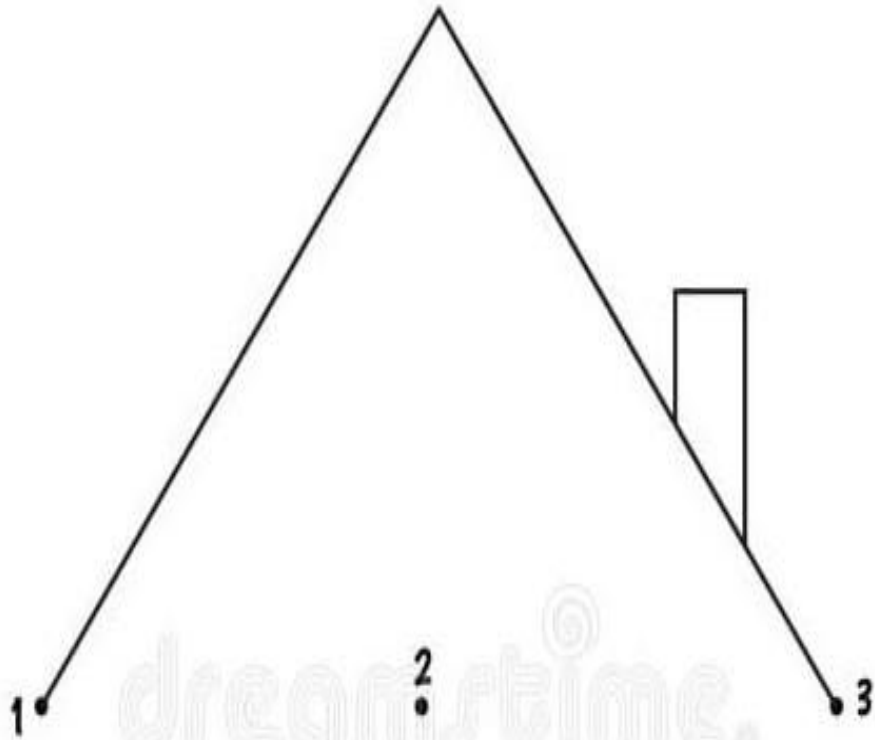
TRACE THE PICTURES AND COLOUR IT.




TRACE THE PICTURES AND COLOUR IT.




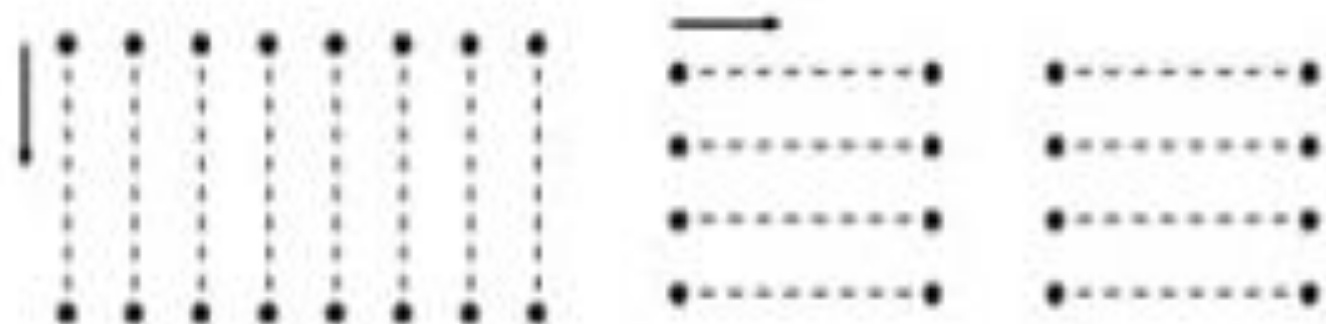
JOIN THE NUMBERS AND COLOUR IT.








Connect the Dots

Connect the dots by tracing the lines.



Trace the curves



Colour the Rainbow



Red

Orange

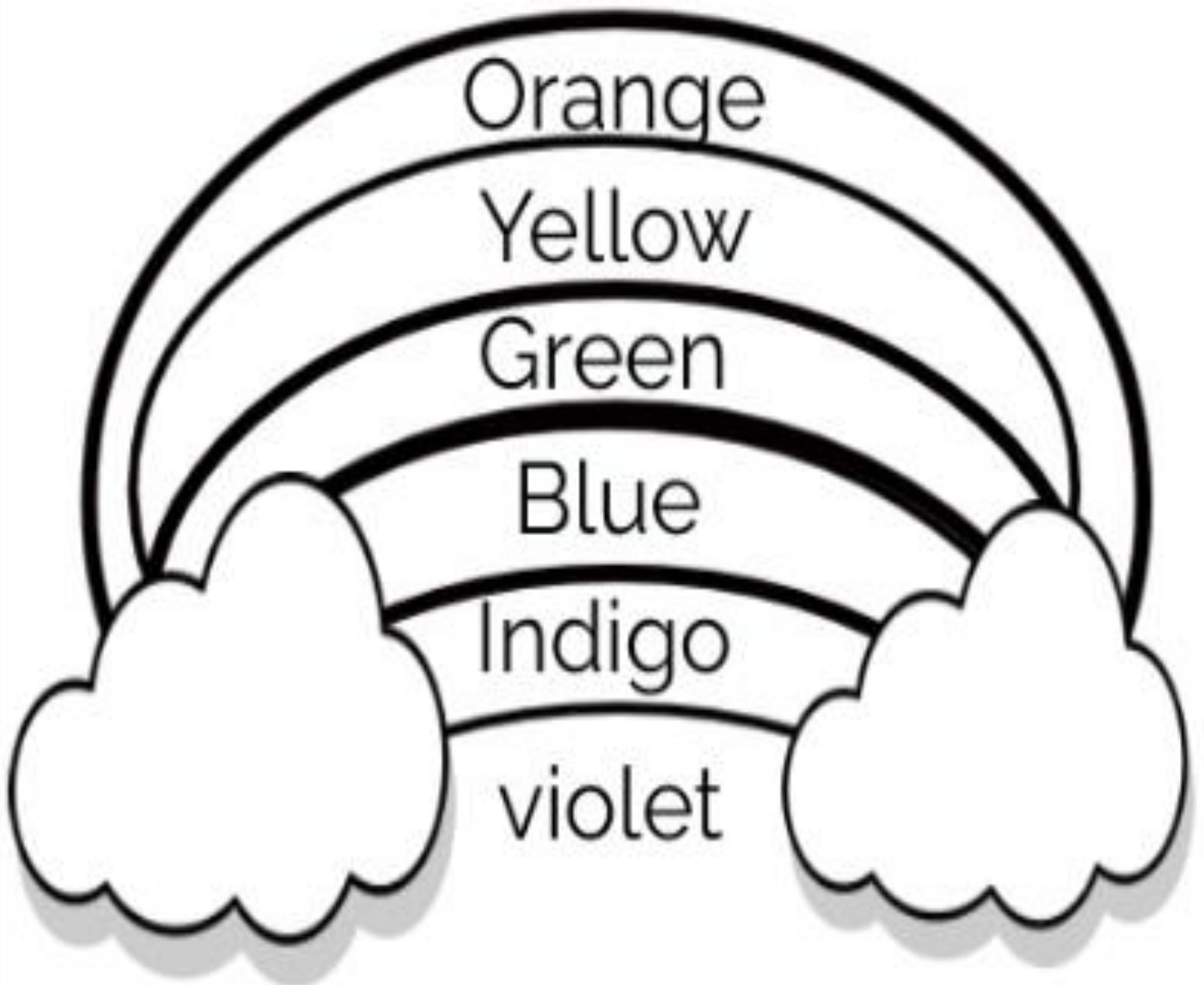
Yellow

Green

Blue

Indigo

violet



FUN TIME:-

English -Read Alpha Book A to L on Daily Basis.

Rhymes- Learn Rhymes and make video and share to class teacher.

1 Twinkle Twinkle

2 Chubby cheeks

3 Early to bed

STORY:- THE THIRSTY CROW.

Dear Parents

Students will learn this story with Props for STORYTELLING COMPETITION after Summer Holidays to present on the stage. The Rubrics for judgement will be: 1. Costumes 2. Flow of story 3. Voice modulation 4. Props 5. Presentation.

THE THIRSTY CROW



A crow was thirsty.

He saw a pot of water.

The water was less in the pot.

He put some pebbles in the pot.

The water rose up; crow drank the water and flew away.

MORAL:- Where there is a will there is a way.

G.k (Conversation)

Do Practice of given below lines on Daily basis.

1. What is your name?

Ans. My name is -----

2. What is your father name?

Ans. My father name is Mr.-----

3. In which class do you read?

Ans. I read in Nursery class.

4. In which school do you study?

Ans. I study in Suraj School Pataudi

5. How old are you?

Ans. I am 3 years old.

6. Who are you?

Ans. I am boy/girl

ART and Craft

COLOUR THE PICTURES.







