

SURAJ SCHOOL

JANAULA, GURUGRAM ROAD, PATAUDI

SURAJ
EDUCATION

2025-26
**Summer
Vacation**



Holiday Homework

UKG



Holiday Homework (Ukg)

English= Do the givan worksheets.

Learn alphabet phonics sound

*** Complete Fill the handwriting skills book.**

Phonics Book - Learn page no - 6.

Rhyme = Learn page no = 2 to 6. And make videos and send them.

Hindi = अपनी स्वर ज्ञान पुस्तक का पेज नंबर 4,5,6 और 9 रोजाना पढ़ो।

कविता = अपनी स्वर ज्ञान पुस्तक का कविता का पेज 58, 59, 60, 61, 62 याद करो।

Maths = learn counting 1 to 100 and backward counting 100 to 1, table of 2 .

My my third book of art and craft = do page number = 9 to 15.

G.k = Learn My self .

practice to learn



fill in the missing numbers

1					6				
		13						19	
				25					
	32						38		
			44						50
						57			
61								69	
	72						78		
		83			86				
				95					100

Counting Backwards

Count by -1 from 100 to 1

100				96				92	
		88				84			
80				76					71
		68				64			
	59			56				52	
		48				44			
40				36					31
		28					23		
				16					11
	9					4			1

Count backwards and write the numerals.

28 → → → → 22

45 → → → → 39

98 → → → → 92

60 → → → → 54

12 → → → → 6

10 → → → → 4

9 → → → → 3

65 → → → → 59

2 TIMES TABLE

2 x

$2 \times 1 = \square$

$2 \times 2 = \square$

$2 \times 3 = \square$

$2 \times 4 = \square$

$2 \times 5 = \square$

$2 \times 6 = \square$








$2 \times 7 = \square$

$2 \times 8 = \square$

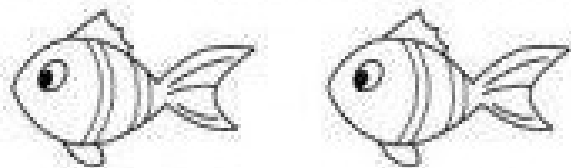
$2 \times 9 = \square$

$2 \times 10 = \square$


Count and Write the number.


Count and color the correct number box.




2	8	4
---	---	---



3	6	5
---	---	---



6	5	3
---	---	---



6	10	7
---	----	---



5	3	4
---	---	---



2	4	5
---	---	---



7	8	9
---	---	---



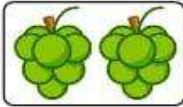
2	1	3
---	---	---

Count and Match

Name.....




5



3



1




2




4




7



10



6



8



9

Find us on YouTube and
Amazon Store

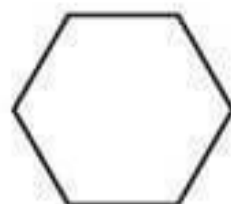

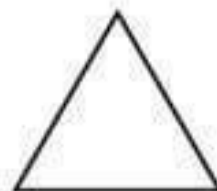

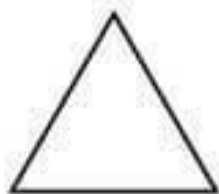

Lucas & Friends



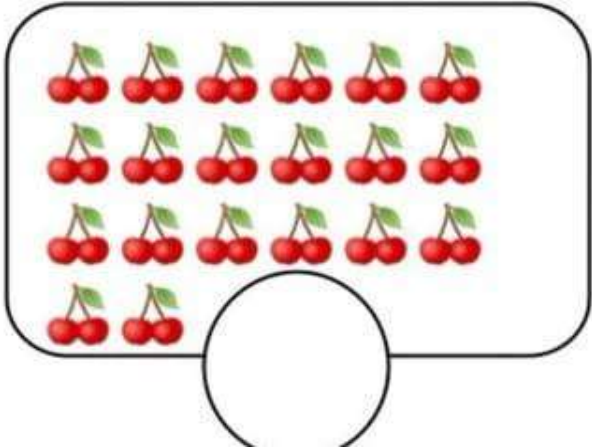
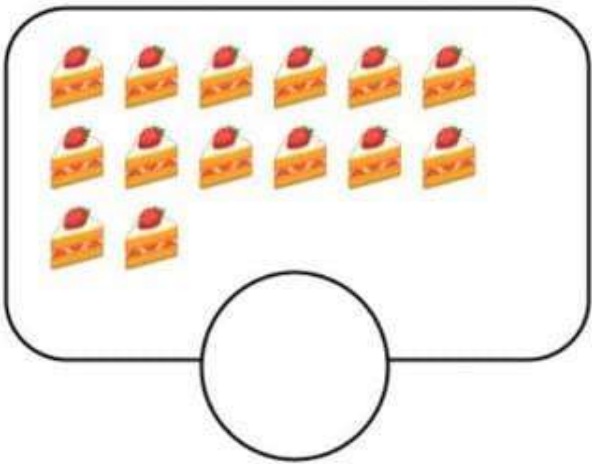
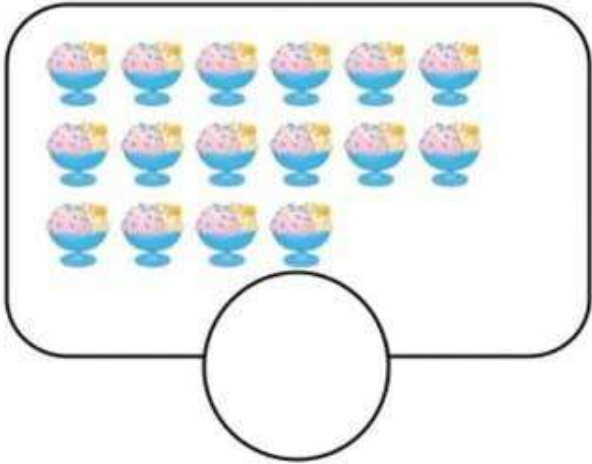
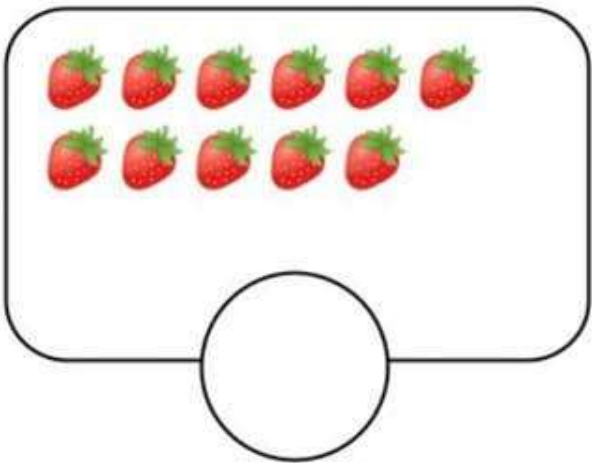
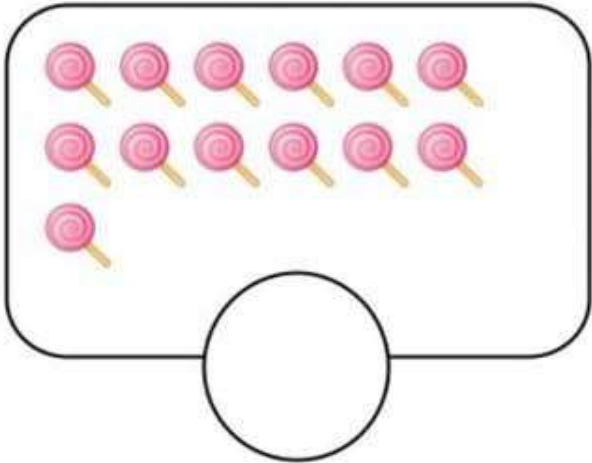
More worksheets at
www.RvAppStudios.com




Match the Shapes



How many? Count and write the number.



Trace the dots.



Write the missing alphabets

A . . . D

. . . g . . .

. . . K . . .

M N . . .

Q . . .

U . . . W . . .

. . . y . . .

What comes after

a

l

i

m

g

u

y

z

Circle the correct word:



cat / rat



fat / bat



cap / tap




bat / pad



can / fan



ram / man



tag / pad



hat / dad



ram / jam



pad / lad



cap / tap



ram / lad



Read and circle.

1

can



2

mat



3

hat



4

pan



5

man




6

cat



CVC WORKSHEET

CIRCLE THE CORRECT WORD



cat

mat

bat



sat

hat

mat



fat

hat

pat



mat

bat

cat



cat

hat

rat



cat

fat

bat

Cursive

A to Z

Write the cursive alphabet.

Aa

Bb

Cc

Dd

Ee

Ff

Gg

Hh

Ii

Jj

Kk

Ll

Mm

Nn

Oo

Pp

Qq

Rr

Ss

Tt

Uu

Vv

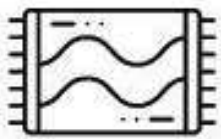
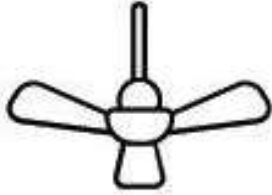
Ww

Xx

Yy

Zz

Match the word with the picture



hat

man

van

rat

pan


cat

mat

bat

tap

fan



CVC Worksheet with vowel 'a'

























CVC Words

Word to Picture Matching



bag

•


•



bat

•

•



cab

•

•



can

•

•



cap

•

•



cat

•

•



dad

•

•



dam

•

•



www.englishforkidz.com

Order the words correctly




a	g	b



j	m	a




p	a	c



a	s	d

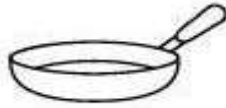


n	a	f



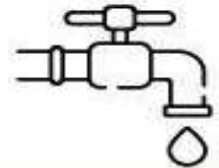
t	h	a

Name the picture with 'a'









Phonic English words sound in Hindi

A	- ऐ	- APPLE	N	- न	- Nest
B	- ब	- Bat	O	- ओ	- Owl
C	- क	- Cat	P	- प	- Parrot
D	- ड	- Dog	Q	- क्व	- Queen
E	- ए	- Egg	R	- र	- Rat
F	- फ	- Fan	S	- स	- Sun
G	- ग	- Goat	T	- अ	- Tent
H	- ह	- Hen	U	- अ	- Umbrella
I	- इ	- Ice, Ink	V	- व	- Van
J	- ज	- Jug	W	- वाँ	- Web
K	- क	- Kangaroo	X	- क्स	- Box
L	- ल	- Lion	Y	- य	- Yak
M	- म	- Mango	Z	- ज़	- Zoo

बिंदु मिलान

व्यंजनों का मिलान करें और चित्र पूरा करके रंग भरे



चित्र देखकर पहला अक्षर लिखो:-
































क से इ तक लिखें।

सही अक्षर पर गोला लगाएं।



श फ र ल



ट फ स र



फ र ग त



ह स ख षः



प थ ठ व



क ह ठ भ

चित्र पहचानें और स्वर लिखें






















हिंदी लेखन

चित्र देखकर खाली स्थान भरो ।



ब



स क



व न



क ल



न



म र



म ल




न

वृणों को जोड़कर लिखिए




ध + न



ग + ज




द + स



ह + म



प + ढ



ज + ल



च + ल



म + ग



न + ल

तीन अक्षर वाले शब्दों का अभ्यास करें

श + ह + द = .

स + फ + र = .

स + म + झ = .

च + र + म = .

म + ल + ग = .

च + म + न = .

व + त + न = .

झ + ट + क = .

स + ड + क = .

ल + ल + क = .

वृणों को जोड़कर लिखिए



अ + द + र + क =



ख + ट + म + ल =



श + ल + ग + म =



थ + र + म + स =



त + र + क + स =



उ + प + व + न =



ह + ल + ध + र =



ब + र + त + न =



ब + र + ग + द =



अ + ज + ग + र =

आ (I) की माला वाले शब्द - चित्र देख कर लिखें

4


























DAILY ROUTINE

Timing

Activities



Note : All dear parents, its humble request to you,
please corporate with this schedule and timing.



G K Conversation

Do Practice of given below lines on daily basis.

1.What is your name?

Ans- My name is -----

2. Who are you?

Ans- I am boy/girl

3.How old are you?

Ans. I am years old.

4. In which class do you read?

Ans-I read in class.

5. In which school do you study?

Ans I study in

6. What is your father name?

Ans-My father name is Mr.-----

7. What is your Mother Name?

Ans- My Mother name is Mrs.....

8. Where do you live?

Ans- I live in

9. What is your class teacher name?

Ans. My class teacher name is Ms. _____.

10.What is your principal name?

Ans. My principal name is Mrs. Anjana Arora Mam.

11.How are you?

I am fine, thank you.

12.Do you like your school?

Yes, I like my school.

13.Who is in your family?

I have a.....

14.What is your favourite colour?

My favourite colour is

15.What do you like to eat?

I like to eat

16.Which fruit do you like?

I like

17.Do you have a pet?

Yes, I have a.....

18.What do you like to do?

I like to

19.How is the weather today?

It is

20.What are you wearing today?

I am wearing a

THE FOX AND THE STORK

Dear Parents

Students will learn this story with Props for STORYTELLING COMPETITION after Summer Holidays to present on the stage. The Rubrics for judgement will be:

Costumes 2. Flow of story 3. Voice modulation 4. Props 5. Presentation



A fox and a Stork were friends.

One day the stork invited fox for dinner.

Oh! Dear Friend welcome!

They sat on the dinner table and the stork served the food in a Jar with a long neck.

The fox could not eat anything.

A few days passed, the fox was very annoyed.

He invited stork: Dear friend, come and have dinner with me.

The stork reached and the fox served the soup in a shallow dish.

Now stork understood his mistake.

Moral: Never play tricks on others.